



### District Report Card: 2017


<b>State:</b> Haryana	<b>District:</b> Hisar
<b>Class:</b> 5	<b>Subject:</b> Language
<b>Schools:</b> 61	<b>Students:</b> 1268


### Participation/Coverage


#### Students

<b>GENDER</b> 	Boys		Girls	
	Number	%	Number	%
	605	47.71	663	52.29

<b>AREA</b> 	Rural		Urban	
	Number	%	Number	%
	1045	82.41	223	17.59

<b>CATEGORY</b> 	SC		ST		OBC		GEN	
	Number	%	Number	%	Number	%	Number	%
	739	58.28	2	0.16	359	28.31	168	13.25

<b>CWSN</b> 	LD	VI	HI	S&LD	ID	Oth
	0	3	0	4	3	2

<b>Management</b> 	Government		Government-aided	
	Number	%	Number	%
	1245	98.19	23	1.81

### Average Performance of Students in Language (%)

Overall	Gender		Area		Management		Social Group			
	Male	Female	Rural	Urban	Govt.	Aided	SC	ST	OBC	GEN
51.01	52.09	50.03	50.82	51.90	50.88	57.97	49.63	16.67	51.01	57.46

## Performance on Learning Outcomes (LOs)

Learning Outcomes	Description	Average Performance(%)
L504	Reads and comprehends independently storybooks, news items/ headlines, advertisements etc.	48.22
L508	Reads text with comprehension, locates details and sequence of events	52.41

Range of Performance of Students who Answered Correctly							
Below 30%		30% - 50%		50% - 75%		Above 75%	
Number	%	Number	%	Number	%	Number	%
258	20.35	334	26.34	487	38.41	189	14.91

## Lowest Performing Learning Outcomes (LOs)

- 1 - Reads and comprehends independently storybooks, news items/ headlines, advertisements etc. (48.22)
- 2 - Reads text with comprehension, locates details and sequence of events (52.41)